

From Project Site to Insight: Leveraging AI and 360° Imagery for Smarter Housing Construction Developments.



Will Synnott
Chief Customer Officer



We are a turnkey **site capture and tracking solution for large scale construction**



Over **45** projects Live

150+ projects completed

17+ million 360° images

670+ visual components

across Superstructure, Interior-Fit-Out, and MEP, Facades, Roof



Canary Wharf - Wood Wharf Urban Development

- Live on over **\$1.5 billion construction works** until 2027
- **5 million sq ft** of residential development, over **\$2.5 billion** in construction value total
- Over **3 million 360° photos** captured
- Progress monitoring and 360° site capture **since 2018**
- **Over 1,000** units completed.

"...single source of **truth**, a single source of **progress**."

Andy Unwin
Development Construction Director -
Canary Wharf Group





\$13 trillion industry

with a massive productivity gap

\$1.8 Trillion

the cost of bad data across the global construction industry in 2020 alone

FMI & Autodesk.
Harnessing the data advantage in construction?

75%

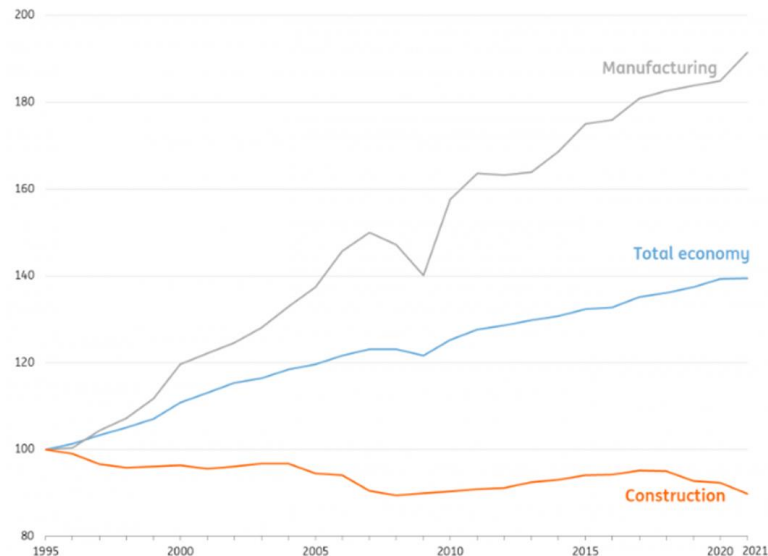
construction stakeholders stated an increasing need for rapid decision-making in the field

FMI & Autodesk.
Harnessing the data advantage in construction?

22%

of rework is due to poor project information

FMI & PlanGrid,
Construction Disconnected?



Labour productivity of the added value in volume per hour worked in the EU, 1995-2021
Source: Eurostat, ING Research



...critical responsibility for ALL.



Image: ChatGPT

Multiple stakeholders
all tracking the project

with varying agendas,

experiences and biases.

Leading to inaccurate data
resulting in **lack of
transparency and poor
decision making.**

Leveraging 360° Images

problem approach



CONSISTENT & FULL BUILDING IMAGE CAPTURE

Disperse Automates this Information for you.

problem approach



INTUITIVELY PRESENTED INSIGHTS



Disperse Automates this Information for you.

problem approach



J1J3

2nd May 2024

Please enable History and click on any of the buttons below to filter / expand data.

Equipment View | Asset Type Filter | Subcontractors | Work Areas

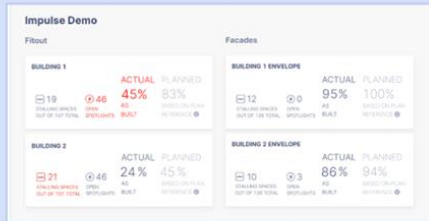
Work Area | Select Stage | Select Area | Filter Data

Equipment View	Asset Type Filter	Subcontractors	Work Areas	Work Area	Select Stage	Select Area	Filter Data	Area 1	Area 2	Area 3	Area 4	Area 5	Area 6	Area 7	Area 8	Area 9	Area 10	Area 11	Area 12	Area 13	Area 14	Area 15	Area 16
Area 1	Area 2	Area 3	Area 4	Area 5	Area 6	Area 7	Area 8	Area 9	Area 10	Area 11	Area 12	Area 13	Area 14	Area 15	Area 16	Area 17	Area 18	Area 19	Area 20	Area 21	Area 22	Area 23	Area 24
Area 25	Area 26	Area 27	Area 28	Area 29	Area 30	Area 31	Area 32	Area 33	Area 34	Area 35	Area 36	Area 37	Area 38	Area 39	Area 40	Area 41	Area 42	Area 43	Area 44	Area 45	Area 46	Area 47	Area 48
Area 49	Area 50	Area 51	Area 52	Area 53	Area 54	Area 55	Area 56	Area 57	Area 58	Area 59	Area 60	Area 61	Area 62	Area 63	Area 64	Area 65	Area 66	Area 67	Area 68	Area 69	Area 70	Area 71	Area 72
Area 73	Area 74	Area 75	Area 76	Area 77	Area 78	Area 79	Area 80	Area 81	Area 82	Area 83	Area 84	Area 85	Area 86	Area 87	Area 88	Area 89	Area 90	Area 91	Area 92	Area 93	Area 94	Area 95	Area 96
Area 97	Area 98	Area 99	Area 100	Area 101	Area 102	Area 103	Area 104	Area 105	Area 106	Area 107	Area 108	Area 109	Area 110	Area 111	Area 112	Area 113	Area 114	Area 115	Area 116	Area 117	Area 118	Area 119	Area 120

DETAILED REPORTING



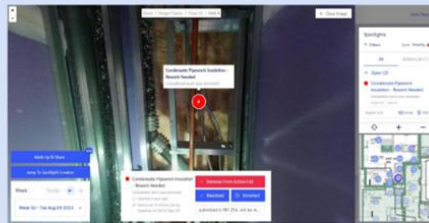
High-level project insights and trends



Actual vs. planned progress reporting



Contextualised images and issue tracking



Subcontractor and task filter



Time filter

Progress %

Pace

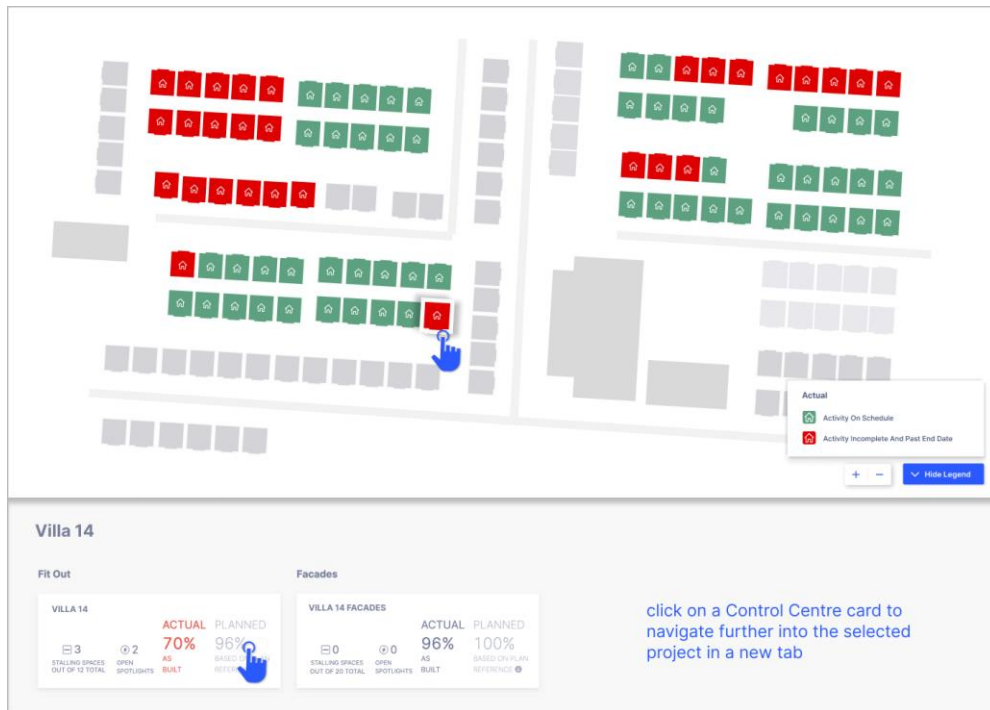
Project health at your fingertips

All progress and issue tracking done by Disperse - no manual input needed.

Project programme schedule integration available.

Identify big picture priorities | Drill down where it matters

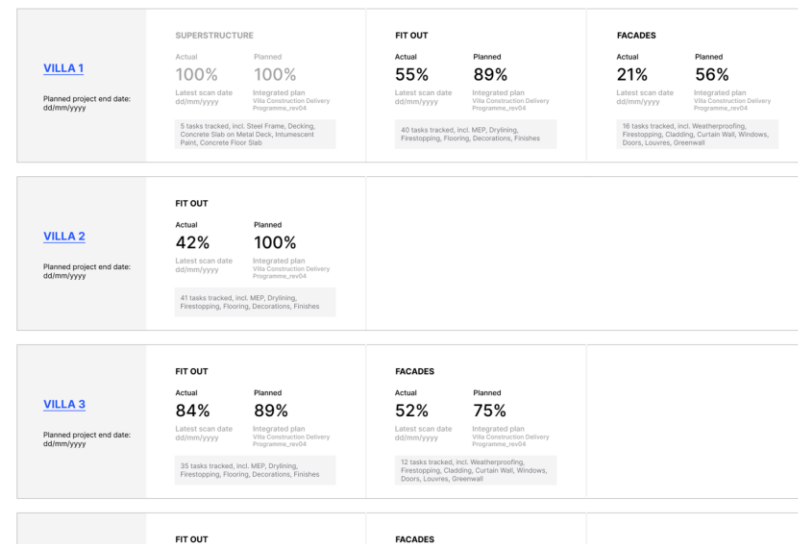




EXECUTIVE DASHBOARD [SAMPLE DEMO DATA]

All projects | Building type | Building phase

Progress percentages shown below are calculated purely based on weekly captured visual evidence and Project Programme integration. This data does not include additional sources such as Sign-offs, Leave down strategies, Weekly site plans, Handovers, or similar, which may provide additional context for the overall health of the project.



1. Work-in-place Progress Tracking for 670+ different visual task components

backed with photographic evidence so teams can holistically understand the state of their project

- **Savings of 1% or \$1.75mn** for a \$200mn project with Leaner Site Management enabled by Automation

2. Regular site scanning guarantees consistency across your build, provided by Disperse's own 360° site scanning team

- **Savings of 1.5% or \$3mn** for a \$200mn project from refuting erroneous claims





"We used Disperse to review historical site data and pinpoint when the pods were first positioned, which quickly resolved our installation queries. This allowed us to **address the issue in five minutes** instead of conducting time-consuming on-site investigations i.e. breaking into the wall."

"If it wasn't Disperse it would be very difficult for me to take on the workload that they asked me to look at [due to one of our senior members leaving]. **Disperse helps me manage my time better.**"



"**Balancing work and motherhood is challenging**, but Disperse allows for better presence and work-from-home productivity."



"I use the weekly spotlights on Disperse to navigate the building and check progress, **from my desk.** The spotlight feature of **Disperse is excellent for highlighting issues** and allows comments to be added."





Roman Baran

Senior Manager - Digital Construction
Canary Wharf Group

"We've been using Disperse for many years now and their services have greatly enhanced our workflow."

***Disperse** is not just on one project or for one type of person, but the entire construction industry can be impacted by it. "*



Andy Unwin

Development Construction Director -
Canary Wharf Group

"It's like we're all working from the same playbook...This keeps everyone on the same page and minimises miscommunications."





You Build it. We Track it.

